



**SAFETY TOWN HALL  
MEETING  
March 2024**



# AGENDA

01

BRT ROLES

02

DRILL TYPES

1. Soft & hard lockdowns
2. Holds
3. Evacuation

03

EMERGENCY  
EGRESSES

04

CAMPUS SAFETY  
PLAN

# MEETING OBJECTIVES



Participants will know  
BRT Roles & designees



Participants will know  
what emergency  
egresses to use





Participants will know what the  
types of emergency drills and the  
contents of the campus safety plan





01

# BUILDING RESPONSE TEAM (BRT) ROLES





“The primary role of the BRT is to provide for the safety and security of the campus.”



# BUILDING RESPONSE TEAM (BRT) ROLES

During a crisis situation (eg. environmental crisis, physical safety threats, emotional well-being threats, and bereavement crisis) the coordination of physical safety and mental health support systems must be in place





02

## DRILL TYPES



# Lockdowns

## Soft lockdown: No Imminent Danger

Administrative teams, Building Response Teams, and School Safety Agents will meet at the designated command post for further direction.

## Hard Lockdown: Imminent Danger

No NYCDOE should clear the school in a hard lockdown. All individuals, including School Safety Agents will take appropriate lockdown action and await the arrival of first responders.



# Lock & Hold!



Hold will be initiated to manage an incident or building condition which does not place the school community in danger, or when directed by first responders.




# Lock & Hold!

Hold does not replace a soft or hard lockdown.

When the Hold action is initiated, staff, students, and visitors must remain in place when the Hold announcement is made. Individuals will conduct business as usual until the “All Clear” is announced.

The BRT and School Safety Agents will address the issue and conduct a building sweep. Anyone found in restrooms, hallways, stairwells, or the lobby will be taken to a designated area until the “All Clear” announcement is made.





03

## EMERGENCY EGRESSES







“Be prepared and less surprised.”

—SOMEONE SORT OF  
FAMOUS





Follow what is written on the “FIRE DRILL” sign

- 1) Primary Exit
  - 2) Alternate Exit if needed
  - 3) Limited Mobility Indoor Staging Area
- 

Room 505

# FIRE DRILL

**AT ANY SOUND OR SIGNAL**  
[GONG(S), TONE(S), SIGNAL(S), STROBE(S)]:

*PLEASE ASSEMBLE, FOLLOW INSTRUCTIONS,  
AND LEAVE THE BUILDING USING ONE OF THE  
EXITS LISTED BELOW:*

|  |  |
|--|--|
| <b>PRIMARY<br/>EXIT</b>                              | PROCEED TO STAIRWELL <u>A</u><br>EXIT BUILDING VIA EXIT(S) <u>1</u>  |
| <b>ALTERNATE<br/>EXIT</b>                            | PROCEED TO STAIRWELL <u>B</u><br>EXIT BUILDING VIA EXIT(S) <u>1</u>  |
| <b>LIMITED MOBILITY<br/>INDOOR STAGING<br/>AREAS</b> | STAFF/STUDENTS WITH LIMITED MOBILITY<br>WILL BE ESCORTED TO ROOM <u>528</u> WHERE<br>THEY WILL THEN BE EVACUATED BY FDNY |

## IN CASE OF FIRE:

1. Activate Nearest Fire Pull Station.
2. Notify Principal's Office.
3. Call Fire Department (911).
4. Follow Drill Procedures.


The page features decorative elements consisting of overlapping circles in shades of blue, teal, and yellow, positioned in the corners. The main content is centered on the page.

# 04

## Annual School Safety Plan Initiative




## **Annual School Safety Plan Initiative**

- Safety Plan is created via collaboration between PS 939, MS 936, and the New York City Department of Education.
  - All NYCDOE school must partner with the New York City Police Department (NYPD) to ensure safety. NYPD must approve plan
- 





## Key Elements of the Safety Plan

- Detailed information on building and school programs that occur during the day.
  - Special protocols for students and staff with special needs, ensuring their safety during evacuations and medical emergencies.
  - Emergency response information, including procedures and roles during critical situations.
- 




## Ensuring Transparency and Accessibility

- Assurance that parents have full access to the safety plan information.
- Moving forward, the policy of providing parents with the school safety plan at the beginning of each school year.
- Encouraging parental feedback and involvement in enhancing safety measures.





**Parent Version of Campus Safety Plan**  
Click the link below to view the Mafalda DiMango Campus



**Safety Plan**





# THANKS

04

Do you have any questions?

